

# PLANTER BOX



**Planter Box**

(2) 2" x 4" - 63"  
2' x 4' Lattice

**Lumber**

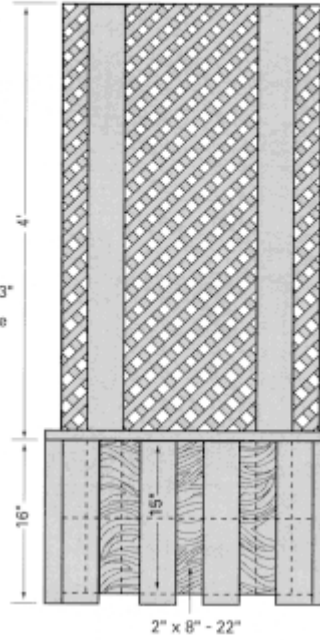
- ▲ Base, Top Trim, Sides:  
(3) 2" x 4" - 12'
- ▲ Sides: (2) 2" x 4" - 8'
- ▲ Sides: (2) 2" x 8" - 8'

**Hardware / Nails**

- ▲ Base to Floor: 3" galvanized as required
- ▲ Sides 2" x 4" to 2" x 8": 2 1/2" galvanized as required
- ▲ Sides 2" x 8" to 2" x 8": 3" galvanized as required

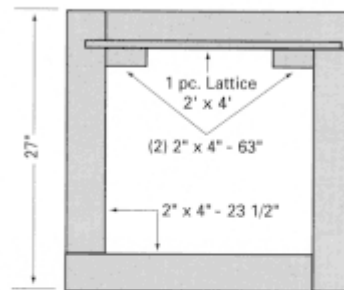
**Optional Lattice Work**

- ▲ (1) 2' x 4' Lattice
- ▲ (2) 2" x 4" - 63"  
[(1) 2" x 4" - 12']

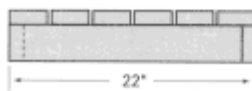



Box Front View

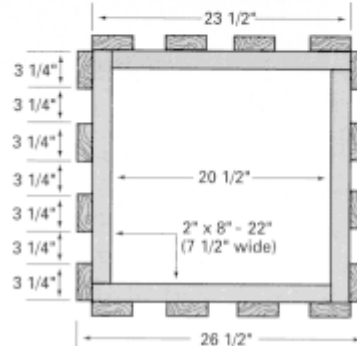
Top Trim



Base Top View



Base End View



Box Top View